Vehicle Traffic	January	February	March	April	May	June	July	August	September	October	November	December
2015	4887	4390	5566	6668	8445	9888	10481	11279	8983	8139	6257	6438
2016	5581	4910	5526	6566	6476	6683	10407	11241	9159	7507	6325	5857
2017	5157	4392	5577	6057	8041	9628	10781	11247	8915	7366	6574	6108
2018	5087	4638	5112	6689	7654	7991	9325	9951	6573	5236	4729	4701
2019	3900	3634										

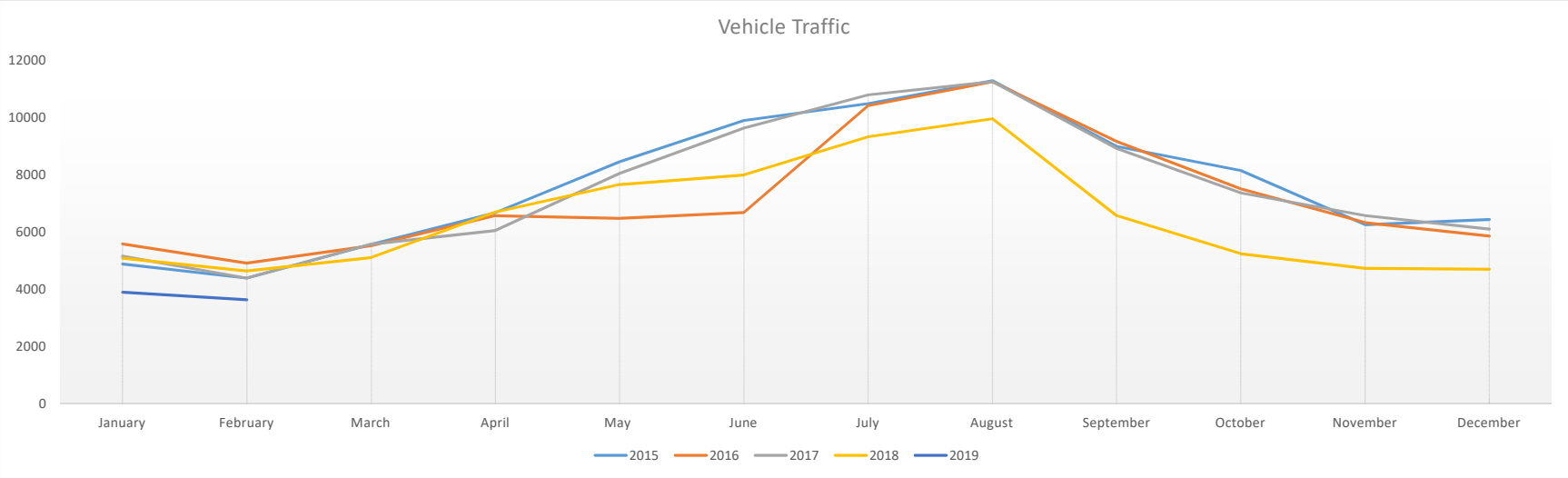

Passengers	January	February	March	April	May	June	July	August	September	October	November	December
2015	10535	9335	12210	13928	18901	21604	26318	27611	20133	17340	13257	13613
2016	11885	10737	12565	14474	17500	18315	25337	26919	19999	16064	12924	12482
2017	11724	9446	12148	13494	18047	22620	25337	27647	20025	16859	14575	12920
2018	11670	10731	11552	14412	18326	18636	23102	25032	16895	14037	11719	10967
2019	10759	8576										

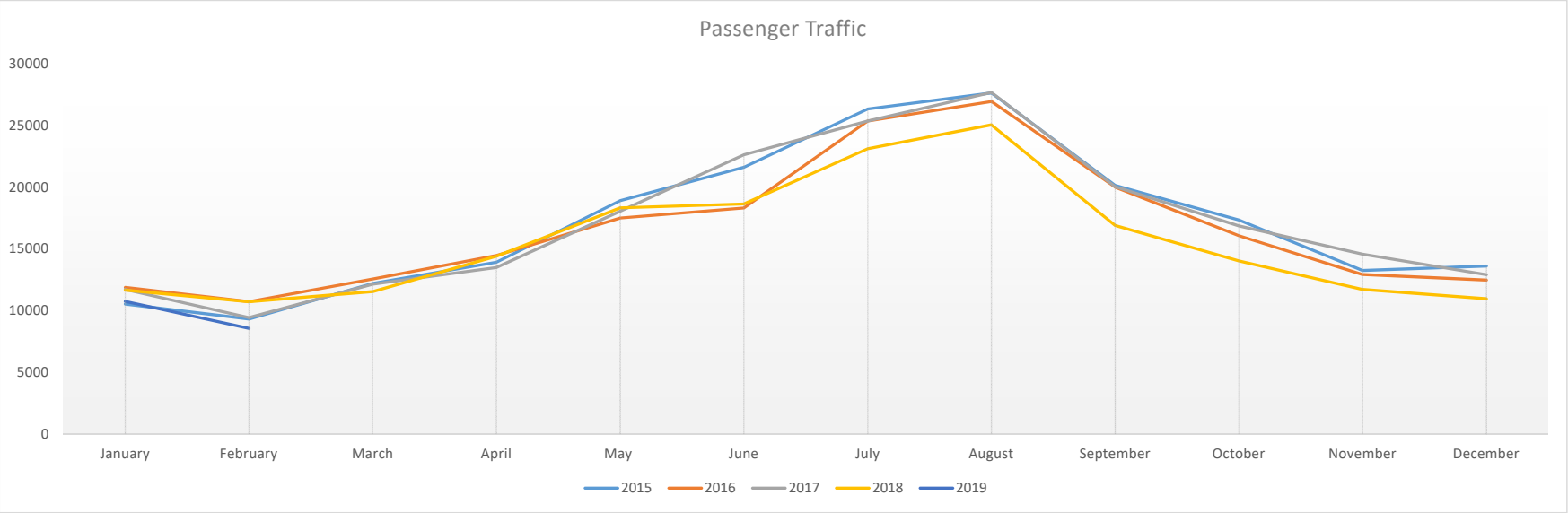
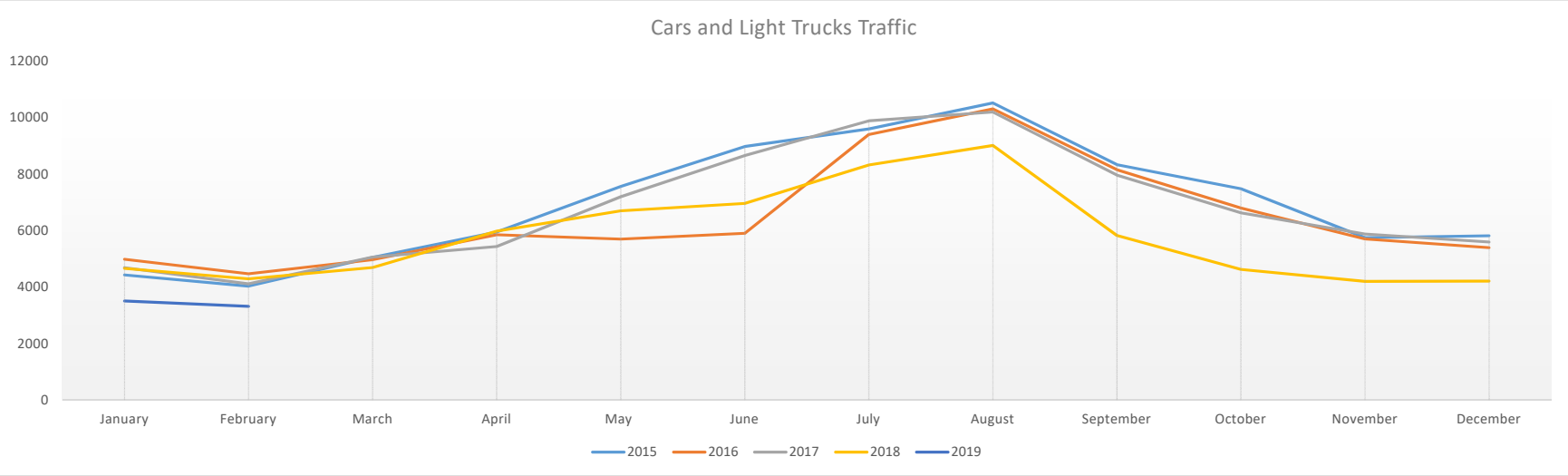
Cars and Light Trucks	January	February	March	April	May	June	July	August	September	October	November	December
2015	4430	4033	5048	5948	7563	8974	9595	10516	8331	7477	5750	5817
2016	4982	4471	4970	5851	5700	5901	9400	10306	8152	6794	5703	5394
2017	4686	4115	5060	5437	7196	8657	9882	10195	7960	6626	5875	5595
2018	4661	4291	4693	5978	6697	6961	8324	9010	5827	4623	4200	4212
2019	3507	3317